



**FITTING INSTRUCTIONS FOR SP0075BK SWING-ARM PROTECTORS**  
**HONDA CBR1000RR, SP & SP2 FIREBLADE '17-**



**THIS KIT CONTAINS THE ITEMS PICTURED AND LABELLED BELOW.**  
**DO NOT PROCEED UNTIL YOU ARE SURE ALL PARTS ARE PRESENT.**

**Please note that the way the kit is packed does not necessarily represent the way of mounting to the bike**


THE PARTS SHOWN MAY BE REPRESENTATIVE ONLY (FOR CLARITY OF INSTRUCTIONS ONLY)



**LEFT HAND SIDE**

R&G Racing  
Unit 1, Shelleys Lane, East Worldham, Alton, Hampshire, GU34 3AQ

Tel: +44 (0) 1420 89007 | Fax : +44 (0) 1420 87301 | Email: info@rg-racing.com



Please note that in cases where kits are packed with rubber washers holding the components onto the bolt – *the rubber washers should be thrown away!*

#### **TOOLS REQUIRED**

- 4mm metric Allen key.

#### **Left-hand side (as you sit on bike)**

- Fit the button headed bolt through crash protector so head sits in counter-bore.
- Place the crash protector on to the mounting block.
- Place special nut on exposed end of bolt so tapered face goes into recess of the mounting block.
- Tighten bolt until tapered portion of nut just contacts in the recessed face of the mounting block.
- Place this assembly into the left hand side of the rear wheel spindle.
- Tighten the bolt so crash protector is held in position firmly (do not over tighten).
- **Regularly check to ensure crash protector remains tight.**

#### **Right-hand side (as you sit on bike)**

- Fit the button headed bolt through crash protector so head sits in counter-bore.
- Place the crash protector on to the mounting block.
- Place special nut on exposed end of bolt so tapered face goes into recess of the mounting block.
- Tighten bolt until tapered portion of nut just contacts the recess face of the mounting block.
- Place the tube spacer over the exposed rear spindle nut.
- Place this assembly into the right hand side of the rear wheel spindle.
- Tighten the bolt so crash protector is held in position firmly (do not over tighten).
- **Regularly check to ensure crash protector remains tight.**

R&G Racing  
Unit 1, Shelleys Lane, East Worldham, Alton, Hampshire, GU34 3AQ

Tel: +44 (0) 1420 89007 | Fax : +44 (0) 1420 87301 | Email: info@rg-racing.com



Issue 1 07/04/2017 (AR)

#### **CONSUMER NOTICE**

The catalogue description and any exhibition of samples are only broad indications of the Products and R&G may make design changes which do not diminish their performance or visual appeal and supplying them in such state shall conform to the order. The Buyer acknowledges no representation or warranty (other than as to title) has been given or will apply to the Products other than those in R&G's order or confirmation and the Buyer confirms it has chosen the Products as being of merchantable quality and suitable for its particular purposes. Where R&G fits the Products or undertakes other services it shall exercise reasonable skill and care and rectify any fault free of charge unless the workmanship has been disturbed. The Buyer is responsible for ensuring that the warranty on the motorcycle is not affected by the fitting of the Products. On return of any defective Products R&G shall at its option either supply a replacement or refund the purchase money but shall not be liable if the Products have been modified or used or maintained otherwise than in accordance with R&G's or manufacturer's instructions and good engineering practice or if the defect arises from accident or neglect. Other than identified above and subject to R&G not limiting its liability for causing death and personal injury, it shall not be liable for indirect or consequential loss and otherwise its liability shall be limited to the amounts paid by the Buyer for the Products or the fitting or service concerned. These terms do not affect the Buyer's statutory rights.

#### **R&G RACING RETURNS POLICY (NON-FAULTY GOODS)**

Returns must be pre-authorized (if not pre-authorized the return will be rejected). Goods may only be returned direct to us if they were purchased direct from us (customer must prove if necessary). Otherwise to be returned to original vendor. Goods must be in re-sellable condition, in the opinion of R&G Racing. All returns are subject to a 25% restocking and handling fee (25% of the gross value exc. P&P – at the prevailing price at time of purchase). The customer must pay any and all carriage charges. No returns of discontinued products, unless within 14 days of purchase. This policy does not affect your statutory rights and does not refer to faulty goods.

R&G Racing  
Unit 1, Shelleys Lane, East Worldham, Alton, Hampshire, GU34 3AQ

Tel: +44 (0) 1420 89007 | Fax : +44 (0) 1420 87301 | Email: [info@rg-racing.com](mailto:info@rg-racing.com)




**NOTICE DE MONTAGE POUR SP0075BK PROTECTIONS BRAS OSCILLANT  
HONDA CBR1000RR, SP & SP2 FIREBLADE '17-**



**LE KIT CONTIENT LES ARTICLES EXPOSES CI-DESSOUS, VERIFIER QUE TOUTES LES PIECES  
SOIENT PRESENTES AVANT DE PROCEDER AU MONTAGE.**

**LA FACON DONT LE KIT EST EMBALLE NE CORRESPOND PAS FORCEMENT A LA FACON DE  
MONTER LES PIECES SUR LA MOTO.**

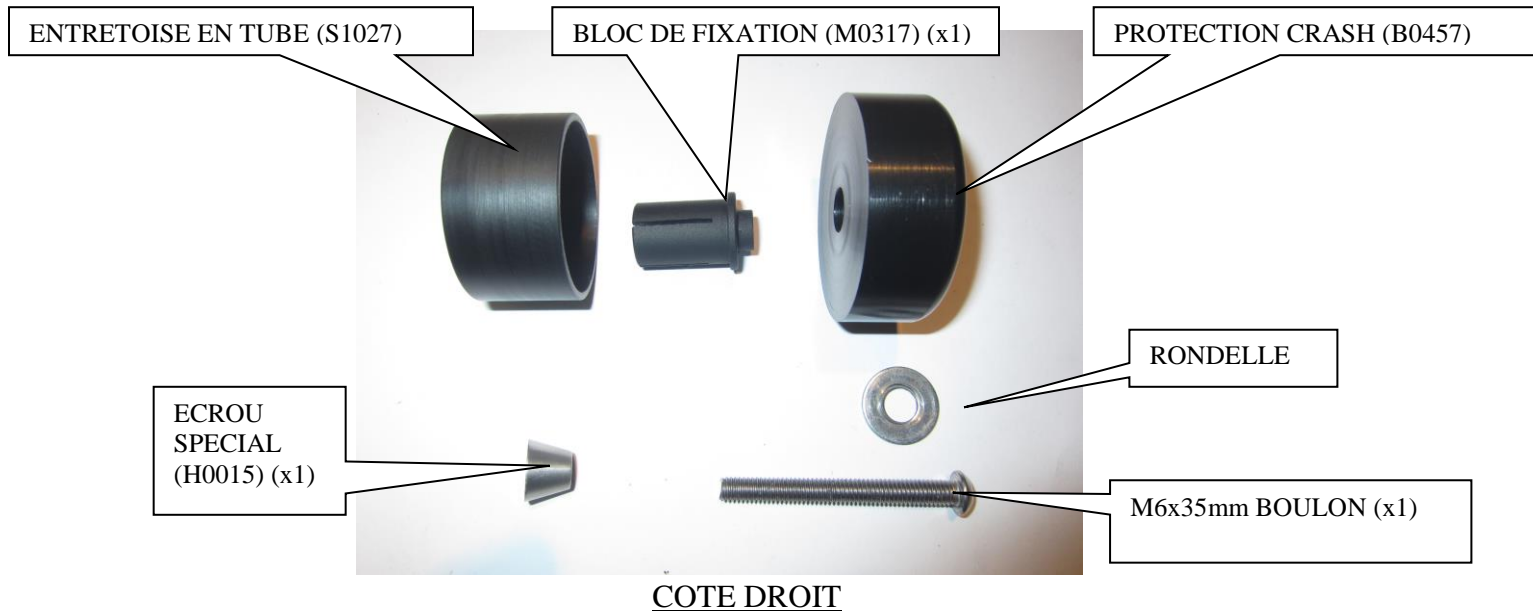
**LES PARTIES PRESENTEES PEUVENT ETRE UNIQUEMENT REPRESENTATIVES  
(POUR LA CLARTE DES INSTRUCTIONS UNIQUEMENT**



**COTE GAUCHE**

R&G Racing  
Unit 1, Shelleys Lane, East Worldham, Alton, Hampshire, GU34 3AQ

Tel: +44 (0) 1420 89007 | Fax : +44 (0) 1420 87301 | Email: info@rg-racing.com



Notez que si les kits sont emballés avec des rondelles en caoutchouc servant à tenir les composants, *ces rondelles doivent être jetées!*

#### **OUTILS REQUIS**

- Clé Allen 4mm.

#### **Coté gauche (assis sur la moto)**

- Insérer le boulon dans la protection crash pour que la tête se place dans le contre alésage.
- Placer la protection crash sur le bloc de fixation.
- Placer l'écrou spécial sur l'extrémité du boulon pour que la face crantée se place dans le creux du bloc de fixation.
- Serrer le boulon jusqu'à ce que la portion conique de l'écrou touche le creux du bloc de montage.
- Placer cet ensemble dans le moyeu de roue arrière du coté gauche.
- Serrer le boulon pour que la protection crash soit maintenue en position (Ne pas trop serrer).
- **Vérifier régulièrement le serrage de la protection.**

#### **Coté droit (assis sur la moto)**

- Insérer le boulon dans la protection crash pour que la tête se place dans le contre alésage.
- Placer la protection crash sur le bloc de fixation.
- Placer l'écrou spécial sur l'extrémité du boulon pour que la face crantée se place dans le creux du bloc de fixation.
- Serrer le boulon jusqu'à ce que la portion conique de l'écrou touche le creux du bloc de montage.
- Placer l'entretoise en tube sur l'extrémité d'axe arrière.

R&G Racing  
Unit 1, Shelleys Lane, East Worldham, Alton, Hampshire, GU34 3AQ

Tel: +44 (0) 1420 89007 | Fax : +44 (0) 1420 87301 | Email: info@rg-racing.com



- Placer cet ensemble dans le moyeu de roue arrière du coté droit.
- Serrer le boulon pour que la protection crash soit maintenue en position (Ne pas trop serrer).
- **Vérifier régulièrement le serrage de la protection.**

Issue 1 07/04/2017 (AR)

#### **CONSUMER NOTICE**

The catalogue description and any exhibition of samples are only broad indications of the Products and R&G may make design changes which do not diminish their performance or visual appeal and supplying them in such state shall conform to the order. The Buyer acknowledges no representation or warranty (other than as to title) has been given or will apply to the Products other than those in R&G's order or confirmation and the Buyer confirms it has chosen the Products as being of merchantable quality and suitable for its particular purposes. Where R&G fits the Products or undertakes other services it shall exercise reasonable skill and care and rectify any fault free of charge unless the workmanship has been disturbed. The Buyer is responsible for ensuring that the warranty on the motorcycle is not affected by the fitting of the Products. On return of any defective Products R&G shall at its option either supply a replacement or refund the purchase money but shall not be liable if the Products have been modified or used or maintained otherwise than in accordance with R&G's or manufacturer's instructions and good engineering practice or if the defect arises from accident or neglect. Other than identified above and subject to R&G not limiting its liability for causing death and personal injury, it shall not be liable for indirect or consequential loss and otherwise its liability shall be limited to the amounts paid by the Buyer for the Products or the fitting or service concerned. These terms do not affect the Buyer's statutory rights.

#### **R&G RACING RETURNS POLICY (NON-FAULTY GOODS)**

Returns must be pre-authorized (if not pre-authorized the return will be rejected). Goods may only be returned direct to us if they were purchased direct from us (customer must prove if necessary). Otherwise to be returned to original vendor. Goods must be in re-sellable condition, in the opinion of R&G Racing. All returns are subject to a 25% restocking and handling fee (25% of the gross value exc. P&P – at the prevailing price at time of purchase). The customer must pay any and all carriage charges. No returns of discontinued products, unless within 14 days of purchase. This policy does not affect your statutory rights and does not refer to faulty goods.

R&G Racing  
Unit 1, Shelleys Lane, East Worldham, Alton, Hampshire, GU34 3AQ

Tel: +44 (0) 1420 89007 | Fax : +44 (0) 1420 87301 | Email: info@rg-racing.com



**MONTAGEANLEITUNG FÜR SP0075BK SCHWINGENPROTEKTOR  
HONDA CBR1000RR, SP & SP2 FIREBLADE AB MODELL '17-**



**ALLE TEILE SIND UNTEN ABGEBILDET UND GEKENNZEICHNET. BEVOR SIE  
MIT DER MONTAGE BEGINNEN, ÜBERPRÜFEN SIE, DASS ALLE TEILE  
VORHANDEN SIND.**

**Hinweis: Die Verpackung der Teile stellt nicht die Reihenfolge der Montage dar.**


DIE UNTEN ABGEBILDETEN TEILE DIENEN LEDIGLICH ZUR ERKLÄRUNG



**LINKE SEITE**

R&G Racing  
Unit 1, Shelleys Lane, East Worldham, Alton, Hampshire, GU34 3AQ

Tel: +44 (0) 1420 89007 | Fax : +44 (0) 1420 87301 | Email: info@rg-racing.com



Hinweis für Kits mit Plastikunterlegscheiben an den Schrauben – *Diese Plastikunterlegscheiben werden nicht für den Einbau benötigt!*

**SIE BENÖTIGEN FOLGENDES WERKZEUG:**

- 4mm Inbusschlüssel

**Linke Seite (in Fahrtrichtung)**

- Führen Sie die Inbusschraube ins Sturzpad ein, so dass der Schraubenkopf in der Gegenbohrung sitzt.
- Das Sturzpad auf den Montageblock legen.
- Die spezielle Mutter am Ende der Schraube anbringen, sodass die gestufte Fläche in den Ausschnitt des Montageblocks reinpasst.
- Ziehen Sie die Schraube fest, bis die gestufte Fläche der Mutter die Ausschnittfläche des Montageblocks berührt.
- Diese Einheit in die linke Seite der Hinterradachse einführen.
- Ziehen Sie die Schraube fest, um das Sturzpad in Position zu befestigen (nicht überdrehen).
- **Überprüfen Sie regelmäßig, dass der Schwingenprotector noch fest fixiert ist.**

R&G Racing  
Unit 1, Shelleys Lane, East Worldham, Alton, Hampshire, GU34 3AQ

Tel: +44 (0) 1420 89007 | Fax : +44 (0) 1420 87301 | Email: info@rg-racing.com





### **Rechte Seite (in Fahrtrichtung)**

- Führen Sie die Inbusschraube ins Sturzpad ein, so dass der Schraubenkopf in der Gegenbohrung sitzt.
- Das Sturzpad auf den Montageblock legen.
- Die spezielle Mutter am Ende der Schraube anbringen, sodass die gestufte Fläche in den Ausschnitt des Montageblocks reinpasst.
- Ziehen Sie die Schraube fest, bis die gestufte Fläche der Mutter die Ausschnittfläche des Montageblocks berührt.
- Das Abstandsrohr über der hinteren Achsmutter anbringen.
- Diese Einheit in die linke Seite der Hinterradachse einführen.
- Ziehen Sie die Schraube fest, um das Sturzpad in Position zu befestigen (nicht überdrehen).
- **Überprüfen Sie regelmäßig, dass der Schwingenprotector noch fest fixiert ist.**

Ausgabe 1 07/07/2017 (AR)

#### **CONSUMER NOTICE**

The catalogue description and any exhibition of samples are only broad indications of the Products and R&G may make design changes which do not diminish their performance or visual appeal and supplying them in such state shall conform to the order. The Buyer acknowledges no representation or warranty (other than as to title) has been given or will apply to the Products other than those in R&G's order or confirmation and the Buyer confirms it has chosen the Products as being of merchantable quality and suitable for its particular purposes. Where R&G fits the Products or undertakes other services it shall exercise reasonable skill and care and rectify any fault free of charge unless the workmanship has been disturbed. The Buyer is responsible for ensuring that the warranty on the motorcycle is not affected by the fitting of the Products. On return of any defective Products R&G shall at its option either supply a replacement or refund the purchase money but shall not be liable if the Products have been modified or used or maintained otherwise than in accordance with R&G's or manufacturer's instructions and good engineering practice or if the defect arises from accident or neglect. Other than identified above and subject to R&G not limiting its liability for causing death and personal injury, it shall not be liable for indirect or consequential loss and otherwise its liability shall be limited to the amounts paid by the Buyer for the Products or the fitting or service concerned. These terms do not affect the Buyer's statutory rights.

#### **R&G RACING RETURNS POLICY (NON-FAULTY GOODS)**

Returns must be pre-authorized (if not pre-authorized the return will be rejected). Goods may only be returned direct to us if they were purchased direct from us (customer must prove if necessary). Otherwise to be returned to original vendor. Goods must be in re-sellable condition, in the opinion of R&G Racing. All returns are subject to a 25% restocking and handling fee (25% of the gross value exc. P&P – at the prevailing price at time of purchase). The customer must pay any and all carriage charges. No returns of discontinued products, unless within 14 days of purchase. This policy does not affect your statutory rights and does not refer to faulty goods.

R&G Racing  
Unit 1, Shelleys Lane, East Worldham, Alton, Hampshire, GU34 3AQ

Tel: +44 (0) 1420 89007 | Fax : +44 (0) 1420 87301 | Email: info@rg-racing.com